

Power supplies

Phaseo AS-i ABL

Single phase power supplies 2.4 and 4.8 A for AS-Interface wiring system

Catalog

March 2017



Quick access to Product information

Select your Catalogue, your Training

Digi-Cat

The complete digital catalogue for industrial automation



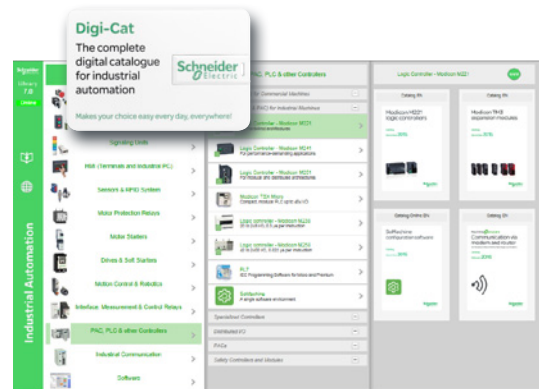
Makes your choice easy every day, everywhere!



With just 3 clicks, you can reach the 7,000 pages of the Industrial Automation & Control catalogue, in both English and French.

- Digi-Cat is available on a USB key (for PC). To get your Digi-Cat, please contact your local center
- Download Digi-Cat from this address:

<http://digi-cat.schneider-electric.com/download.html>

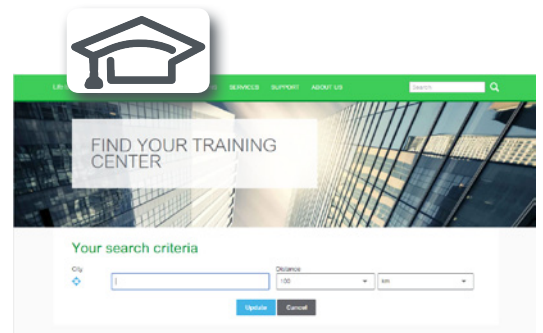
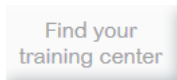


Find your training

- Find the right training for your needs
- Locate the training center with the selector tool, using this address:

<http://www.schneider-electric.com/b2b/en/services/training/technical-training.jsp>

then click on



Life Is On



General contents

Power supplies

Phaseo AS-i ABL

Regulated switch mode power supplies for AS-Interface cabling system

■ Presentation	page 2
■ Description	page 2
■ Selection of protection on the power supply primaries	page 3
■ References	page 3
■ Product reference index	page 4

Power supplies

Phaseo AS-i ABL

Regulated switch mode power supplies for AS-Interface cabling system

Power supplies for AS-Interface cabling system

Consistent with the standard Phaseo line, the range of **AS-i ABL** power supplies is designed to deliver a \sim voltage, as required by AS-Interface cabling systems. Three versions are available to meet all needs encountered in industrial applications, in enclosures, cells or floor-standing enclosures. These single-phase, electronic, switch mode power supplies guarantee the quality of the output current, in accordance with the electrical characteristics and conforming to standard EN 50295.



ASIABLB3002

ASIABLB300●

Operating on a 100 to 240 V \sim supply, this power supply delivers a voltage of 30 V \sim . Available in 2.4 and 4.8 A ratings, the outgoing terminal block allows the cable to be connected separately to the AS-Interface interface modules and to the AS-Interface master. Input and output LEDs allow fast and continuous diagnostics.



ASIABLD3004

ASIABLD300●

Operating on a 100 to 240 V \sim supply, this power supply delivers a voltage of 30 V \sim . Available in 2.4 and 4.8 A ratings, it allows diagnosis and management of earth faults on AS-Interface interface modules. In the event of an earth fault, the Phaseo power supply stops dialogue on the AS-Interface cabling system and puts the installation in a fallback condition. Restarting is only possible after deliberate acknowledgement of the fault. Two inputs/outputs enable dialogue with a processing unit. The outgoing terminal block is used to connect the AS-Interface cable separately to the interface modules and master modules. Input, output and earth fault LED's allow fast and continuous diagnostics.



ASIABLM3024

ASIABLM3024

Operating on a 100 to 240 V \sim supply, this product provides two separate power supplies, which are totally independent in the way they operate. Two output voltages - 30 V/2.4 A (AS-Interface line supply) and 24 V/3 A - are available, so making it possible to supply the control equipment without an additional power supply. Input and output LEDs allow fast and continuous diagnostics.

Power supplies

Phaseo AS-i ABL

Regulated switch mode power supplies for AS-Interface cabling system

Selection of protection on the power supply primaries

Type of mains supply	~ 115 V single-phase			~ 230 V single-phase		
	Power supply	Thermal-magnetic circuit-breaker (1)	Gg fuse	Thermal-magnetic circuit-breaker (2-pole)	Gg fuse	
ASIABLB3002	GB2●B07	MG24517 (2)	2 A	GB2DB06	MG24516 (2)	2 A
ASIABLB3004	GB2●B08	MG24518 (2)	4 A	GB2DB07	MG17453 (2)	2 A
ASIABLD3002	GB2●B07	MG24517 (2)	2 A	GB2DB06	MG24516 (2)	2 A
ASIABLD3004	GB2●B08	MG24518 (2)	4 A	GB2DB07	MG17453 (2)	2 A
ASIABLM3024	GB2●B07	MG24517 (2)	2 A	GB2DB06	MG17453 (2)	2 A

(1) Single-phase protection, replace ● by C; 2-pole protection, replace ● by D.

(2) UL certified circuit breaker.

References

Input voltage	Secondary			Auto-protect reset	Earth fault detection	Reference	Weight kg/lb
	Output voltage	Nominal power	Nominal current				
Single phase (N-L1) or 2-phase (L1-L2)							
~ 100...240 V - 15%, + 10 % 50/60 Hz	≡ 30 V	72 W	2,4 A	Auto	No	ASIABLB3002	0.800/ 1.764
		144 W	4,8 A	Auto	No	ASIABLB3004	1.300/ 2.866
	72 W	2,4 A	Auto	Yes	ASIABLD3002	0.800/ 1.764	
			Auto	Yes	ASIABLD3004	1.300/ 2.866	
≡ 30 V	72 W	2,4 A	Auto	No	ASIABLM3024	1.300/ 2.866	
	≡ 24 V	72 W	3 A				



ASIABLB3002

A	
ASIABL3002	3
ASIABL3004	3
ASIABLD3002	3
ASIABLD3004	3
ASIABLM3024	3

Schneider Electric Industries SAS

Head Office
35, rue Joseph Monier
F-92500 Rueil-Malmaison
France

www.schneider-electric.com

The information provided in this documentation contains general descriptions and/or technical characteristics of the performance of the products contained herein. This documentation is not intended as a substitute for and is not to be used for determining suitability or reliability of these products for specific user applications. It is the duty of any such user or integrator to perform the appropriate and complete risk analysis, evaluation and testing of the products with respect to the relevant specific application or use thereof. Neither Schneider Electric nor any of its affiliates or subsidiaries shall be responsible or liable for misuse of the information contained herein.

Design: Schneider Electric
Photos: Schneider Electric